



## Summary of Insurance Coding Guidelines for the SaliMark™ OSCC Test for Oral Squamous Cell Carcinoma

(See Our Coding & Insurance Section for More Detailed Information.)




### Possible ICD 10 Codes for Diagnosis

- K13.21** Leukoplakia of oral mucosa, including tongue
- K13.4** Granuloma and granuloma-like lesions of oral mucosa
- K13.6** Irritative hyperplasia of oral mucosa
- K13.70** Unspecified lesions of oral mucosa
  
- K13.79** Other lesions of oral mucosa
- C14.8** Malignant neoplasm of overlapping sites of lip, oral cavity and pharynx
- D37.09** Neoplasm of uncertain behavior of other specified sites of the oral cavity
- Z12.81** Encounter for screening for malignant neoplasm of oral cavity
- Z85.818** Personal history of malignant neoplasm of other sites of lip, oral cavity and pharynx
- Z85.819** Personal history of malignant neoplasm of unspecified site of lip, oral cavity and pharynx



### Related CPT Codes for Services Rendered

- 99213** Office or other outpatient visits for the evaluation and management of an **Established Patient**
- 99202** Office or other outpatient visits for the evaluation and management of a **New Patient**



### Possible CDT Codes for Dental Services Rendered

- D0160** (*excerpt*) “a detailed and extensive problem focused evaluation entails extensive diagnostic and cognitive modalities **based on the findings of a comprehensive oral evaluation.**”
- D0140** Limited oral evaluation – problem focused (*excerpt*) “an evaluation limited to a specific oral health problem or complaint. This may require **interpretation of information acquired through additional diagnostic procedures.**”
- D0417** Collection and preparation of saliva sample for the laboratory diagnostic testing.

### Laboratory Codes

- 81599** Is the code for a multi-analyte with algorithm analysis

\* Laboratory service for SaliMark™ testing is billed under separate CPT codes